



## Colitag™ Water Test Kit

### *The Revolutionary 16–48\* Hour Water Test*

Colitag™ is relied upon by people worldwide to help ensure clean, safe water and beverage supplies. Colitag is a presence-absence (P/A) enzyme-substrate test that features a 16–48 hour read window for total coliform and *E. coli* determination. Test with unrivaled flexibility to read samples at any time within the 16–48\* hour window. With Colitag, you can increase lab efficiency and get the job done at your own pace.

\*For reading between 16 and 24 hours, place the vessel into a 44.5°C water bath for 7–10 minutes before incubation.

### Approvals

- U.S. EPA: Federal Register/vol. 74, No. 216/ Nov. 2009
- FDA/PMO Revision Oct. 2019
- NCIMS Form 2400-M Revision July 2020
  - Chromogenic substrate (MMO-MUG) Presence-Absence Test for Dairy Waters (Source Water Supplies Only), page 8, item #4) Modified Colitag
  - Chromogenic substrate (MMO-MUG) Multiple Tube Procedure for the Presence of Total Coliform (Source Water Supplies Only), page 12-14 Modified Colitag
- NCIMS M-A-98 Revision April 2020

### Ordering Information

Item #	Product Description
9850	Colitag P/A water test kits, 20 pack
9851	Colitag P/A water test kits, 100 pack
9849	Colitag P/A water test kits, 200 pack
9857	Colitag Comparator, 100 mL
9859	Sample containers, 100 mL, solid, screw top, sodium thiosulfate, 100 pack

Distributed by:




800-826-8302 nelsonjameson.com

INC.



## Colitag™ Water Test Kit


### How Does Colitag™ Work?



Add Colitag™ media to 100 mL water sample.



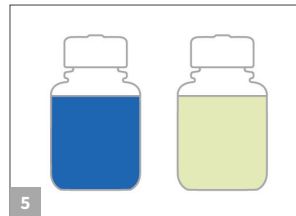
Incubate for 16–48 hours at  $35 \pm 0.5^\circ\text{C}$ .\*



Visually check the sample for yellow color.



If sample is equal to or greater yellow than the Colitag comparator (P/A), the sample is positive for total coliforms. Check for fluorescence using a longwave (365 nm) UV lamp. If the sample is less yellow than the Colitag comparator (P/A), the sample is negative for total coliforms.



If sample fluoresces the sample is positive for *E. coli* bacteria. If sample does not fluoresce the sample is negative for *E. coli* bacteria.

\*For reading between 16 and 24 hours, place the vessel into a  $44.5^\circ\text{C}$  water bath for 7–10 minutes prior to incubation.

Distributed by:

**NELSON JAMESON**

800-826-8302 nelsonjameson.com

INC.