
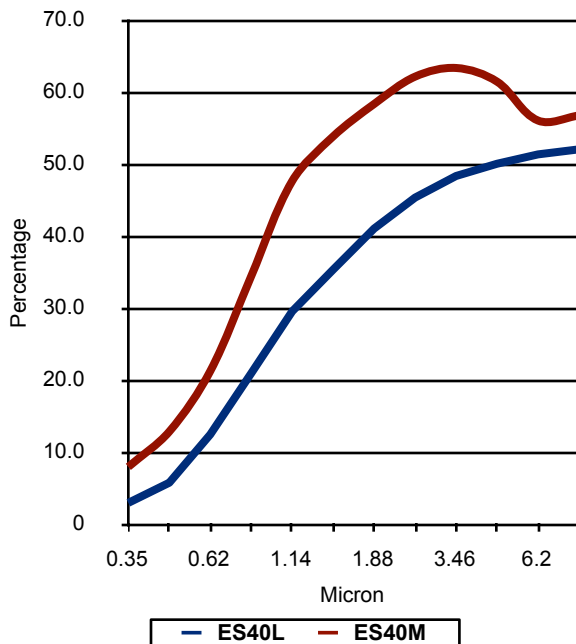


TECHNICAL DATA

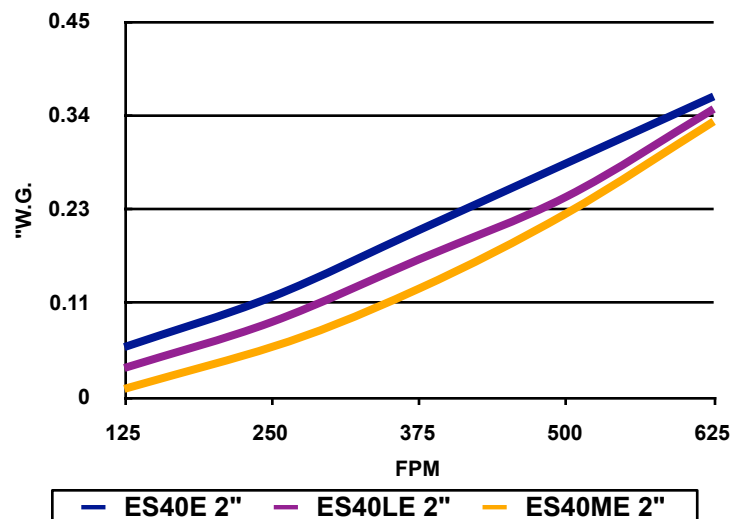


Tri-Dim offers a complete line of medium efficiency extended surface pleated air filters. TRI-PLEAT ES40 Series is offered in three capacity levels – (see picture left) – high capacity, standard capacity and budget capacity. The TRI-PLEAT ES40 Series filters offer superior strength as a result of a rigid beverage board die-cut frame and an expanded metal backing.

Minimum Efficiency by Particle Size
(per ASHRAE Standard 52.2)



Initial Resistance - Two Inch Depth



SPECIFICATIONS

MEDIA:

100% Synthetic

FRAME:

Die Cut Beverage Board - 100% Reclaimed Fiber

RECOMMENDED FINAL RESISTANCE:

1.0" W.G.

MEETS ANSI/UL-900 REQUIREMENTS

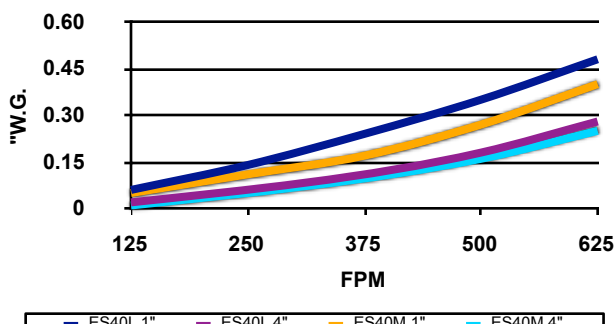
EFFICIENCY: (per ASHRAE 52.2)

ES40E = MERV 7

ES40LE = MERV 7

ES40ME = MERV 7

Initial Resistance - 1" and 4"



TRI-PLEAT ES40 Series Technical Data

Standard Size W x H x D	Actual Size (Inches)			Air Flow Capacity (CFM)			Gross Media Area (Sq. Ft.)		
	W	H	D	300 FPM	500 FPM	625 FPM	ES40E	ES40LE	ES40ME
10 X 20 X 1	9-1/2	19-1/2	3/4	425	700	-	-	2.2	3.2
12 X 12 X 1	11-3/8	11-3/8	3/4	300	500	-	-	1.6	2.3
12 X 20 X 1	11-1/2	19-1/2	3/4	500	850	-	-	2.7	3.8
12 X 24 X 1	11-3/8	23-3/8	3/4	600	1000	-	-	3.2	4.6
14 X 20 X 1	13-1/2	19-1/2	3/4	600	975	-	-	3.1	4.5
14 X 24 X 1	13-1/2	23-1/2	3/4	700	1175	-	-	3.7	5.4
14 X 25 X 1	13-1/2	24-1/2	3/4	750	1225	-	-	3.9	5.6
15 X 20 X 1	14-1/2	19-1/2	3/4	625	1050	-	-	3.3	4.8
16 X 16 X 1	15-5/8	15-5/8	3/4	550	900	-	-	2.8	4.1
16 X 20 X 1	15-1/2	19-1/2	3/4	675	1125	-	-	3.6	5.1
16 X 24 X 1	15-1/2	23-1/2	3/4	800	1350	-	-	4.3	6.1
16 X 25 X 1	15-1/2	24-1/2	3/4	850	1400	-	-	4.4	6.4
16 X 30 X 1*	15-3/4	29-5/8	3/4	1000	1675	-	-	5.3	7.7
18 X 20 X 1	17-1/2	19-1/2	3/4	750	1250	-	-	4.0	5.8
18 X 24 X 1	17-1/2	23-1/2	3/4	900	1500	-	-	4.8	6.9
18 X 25 X 1	17-1/2	24-1/2	3/4	950	1575	-	-	5.0	7.2
20 X 20 X 1	19-1/2	19-1/2	3/4	850	1400	-	-	4.4	6.4
20 X 24 X 1	19-1/2	23-1/2	3/4	1000	1675	-	-	5.3	7.7
20 X 25 X 1	19-1/2	24-1/2	3/4	1050	1750	-	-	5.6	8.0
20 X 30 X 1*	19-5/8	29-5/8	3/4	1250	2100	-	-	6.7	9.6
24 X 24 X 1	23-3/8	23-3/8	3/4	1200	2000	-	-	6.4	9.2
24 X 30 X 1*	23-3/4	29-3/4	3/4	1500	2500	-	-	8.0	11.5
25 X 25 X 1	24-1/2	24-1/2	3/4	1325	2175	-	-	6.9	10.0
10 X 20 X 2	9-1/2	19-1/2	1-3/4	425	700	875	2.9	4.4	6.7
12 X 12 X 2	11-3/8	11-3/8	1-3/4	300	500	625	2.1	3.2	4.8
12 X 20 X 2	11-1/2	19-1/2	1-3/4	500	850	1050	-	5.3	8.0
12 X 24 X 2	11-3/8	23-3/8	1-3/4	600	1000	1250	4.2	6.4	9.6
14 X 20 X 2	13-1/2	19-1/2	1-3/4	600	975	1225	4.0	6.2	9.3
14 X 25 X 2	13-1/2	24-1/2	1-3/4	750	1225	1525	5.1	7.8	11.7
15 X 20 X 2	14-1/2	19-1/2	1-3/4	625	1050	1325	4.4	6.7	10.0
15 X 25 X 2	14-1/2	24-1/2	1-3/4	800	1325	1650	-	8.3	12.5
16 X 16 X 2	15-5/8	15-5/8	1-3/4	550	900	1125	3.7	5.7	8.5
16 X 20 X 2	15-1/2	19-1/2	1-3/4	675	1125	1400	4.7	7.1	10.7
16 X 24 X 2	15-1/2	23-1/2	1-3/4	800	1350	1675	-	8.5	12.8
16 X 25 X 2	15-1/2	24-1/2	1-3/4	850	1400	1750	5.8	8.9	13.3
18 X 20 X 2	17-1/2	19-1/2	1-3/4	750	1250	1575	-	8.0	12.0
18 X 24 X 2	17-1/2	23-1/2	1-3/4	900	1500	1875	6.3	9.6	14.4
18 X 25 X 2	17-1/2	24-1/2	1-3/4	950	1575	1975	6.6	10.0	15.0
20 X 20 X 2	19-1/2	19-1/2	1-3/4	850	1400	1750	5.8	8.9	13.3
20 X 24 X 2	19-1/2	23-1/2	1-3/4	1000	1675	2100	7.0	10.7	16.0
20 X 25 X 2	19-1/2	24-1/2	1-3/4	1050	1750	2175	7.3	11.1	16.7
20 X 30 X 2*	19-5/8	29-5/8	1-3/4	1250	2100	2625	8.8	13.3	20.0
24 X 24 X 2	23-3/8	23-3/8	1-3/4	1200	2000	2500	8.4	12.8	19.2
25 X 25 X 2	24-1/2	24-1/2	1-3/4	1325	2175	2725	-	13.9	20.8
12 X 24 X 4	11-3/8	23-3/8	3-5/8	600	1000	1250	7.8	11.8	14.4
16 X 20 X 4	15-1/2	19-1/2	3-5/8	675	1125	1400	8.7	13.1	16.0
16 X 24 X 4	15-1/2	23-1/2	3-5/8	800	1350	1675	-	15.7	19.2
16 X 25 X 4	15-1/2	24-1/2	3-5/8	850	1400	1750	10.8	16.4	20.0
18 X 24 X 4	17-1/2	23-1/2	3-5/8	900	1500	1875	11.7	17.7	21.6
20 X 20 X 4	19-1/2	19-1/2	3-5/8	850	1400	1750	10.8	16.4	20.0
20 X 24 X 4	19-1/2	23-1/2	3-5/8	1000	1675	2100	13.0	19.7	24.0
20 X 25 X 4	19-1/2	24-1/2	3-5/8	1050	1750	2175	13.5	20.5	25.0
24 X 24 X 4	23-3/8	23-3/8	3-5/8	1200	2000	2500	15.6	23.6	28.8
25 X 29 X 4*	24-1/2	28-1/2	3-5/8	1525	2525	3150	19.6	29.7	36.2

NOTES

* - These filters are listed H x W x D

Special Size Filters are available – contact your local representative for additional information.

Width and Height dimensions are interchangeable.

Continuous Operating Temperature is 150°F

Tri-Dim Filter Corporation is committed to continual product development – all descriptions, specifications and performance data are subject to change without notice. Tri-Dim products are manufactured to exacting criteria - there can be a ±5% variance in filter performance. Tri-Dim® and Tri-Dek® are Registered Trademarks of Tri-Dim Filter Corporation.



TRI-DIM FILTER CORPORATION
P.O. BOX 466 • 93 INDUSTRIAL DRIVE
LOUISA, VA 23093

(540) 967-2600 • FAX: (540) 967-2835

EMAIL: info@tridim.com • Website: www.tridim.com

TOLL FREE 1-800-458-9835



Local Representation:

BROCHURE #900-6
Revision: 06/2011



PLEASE RECYCLE - This paper may not be recyclable in your area if facilities do not exist. This brochure is printed on paper that is certified by the Sustainable Forestry Initiative (SFI) - for more information go to www.sfi.org.

