




3M™ Petrifilm™ Plates and Plate Reader

**Fresh science
for the modern lab.**



Made for today's food science.



3M™ Petrifilm™ Plates

The global food safety landscape is continuously changing. Are you keeping up? Unlike traditional agar methods, 3M™ Petrifilm™ Plates are ready to use — no prep required. Each slim pack offers consistent, uniform testing media. Just open it up and get right to work. Find new freedom with time to focus on what's really important: quality and efficiency. It's time to take a fresh look at food safety.

- ▶ Ready to use — reduce or eliminate time-consuming agar prep
- ▶ Proven testing methods for consistent, reliable results
- ▶ Compact size uses less storage/incubator space

Ready, fast, easy.

Modern food testing in three simple steps.

1. Inoculate

Eliminate media prep — plates are ready to inoculate.

2. Incubate

A compact incubator is all you need.

3. Interpret

Indicator dyes facilitate colony counting.

3M™ Petrifilm™ Plate Reader

By automatically reading and counting six widely used 3M Petrifilm Plates, this compact instrument can help you improve plate count accuracy, consistency and speed, while raising your lab's productivity and reducing costs.




- ▶ Fast results (4 seconds/plate)
- ▶ Reduces the chance for human error
- ▶ Software automatically calculates counts and manages data



Reliable consistency. Rapid results.

3M Petrifilm Rapid Plate Portfolio*

These easy-to-use plates with enhanced features can produce results faster than traditional methods, so you can confidently make time-sensitive decisions.



Benefits to your business¹:

↓ **85%**
less space
than agar

↓ **45%**
reduced
labor costs

↑ **80%**
increased
technician
efficiency


↓ Data in
1/2
the time



Microbial testing with fresh choices.

3M Petrifilm Standard Plate Portfolio*

Our portfolio of products is constantly under development to provide the plates you need for the testing your lab does every day.



*Product naming information on plate images is for illustration purposes only.

¹Data on file.

Get sustainable science.

The future is green — make sure your lab is, too, with 3M Petrifilm Plates, a significantly more sustainable alternative to traditional agar methods.

3M Petrifilm Plates vs. agar methods²:



↓ **79%**
less water



↓ **76%**
less energy



↓ **66%**
less waste



↓ **75%**
less greenhouse
gas emissions

²"Reduction in Primary Energy Demand, Blue Water Consumption and Greenhouse Gas Emissions from 3M Petrifilm Plates Compared to Traditional Microbiological Analysis Method," Jason Howland, 3M Environmental Laboratory and Hannah Bakken, 3M Food Safety.

Backed by experts.

When public health is on the line, you need testing you can trust. 3M Petrifilm Plates are created and inspected by a team of 3M scientists and engineers, and are validated by international organizations like AOAC International and AFNOR Certification. We've distilled the complexity, variability and manual labor of microbial testing into a simple, reliable and consistent method.

Certifications and validations*:


- ▶ AOAC® *Official Methods of Analysis*SM
- ▶ AOAC® *Performance Tested Methods*SM
- ▶ NF VALIDATION by AFNOR Certification
- ▶ Numerous regional and local approvals

*Validations may vary by plate and region.



No prep. No clutter. No kidding.

In the modern lab, space is at a premium. 3M Petrifilm Plates eliminate the need to store bulky agar dishes or instruments — each slim pack is less than an inch thick. It's the convenient, efficient, space-saving way to test in the modern food system.



Distributed by:

NELSON JAMESON
INC.

800-826-8302 nelsonjameson.com

© 3M 2020. All rights reserved. 3M and Petrifilm are trademarks of 3M.
Used under license in Canada. Please recycle. Printed in U.S.A.
70-2011-5124-1 (Rev-0120)