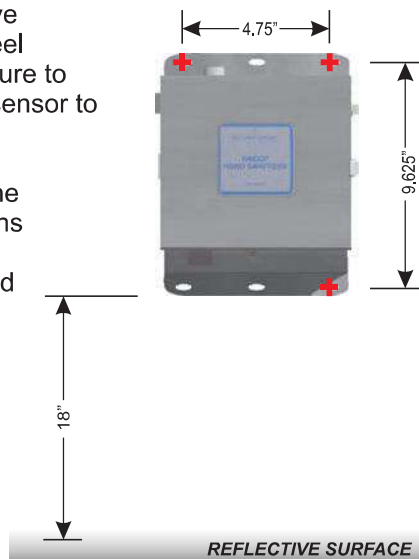
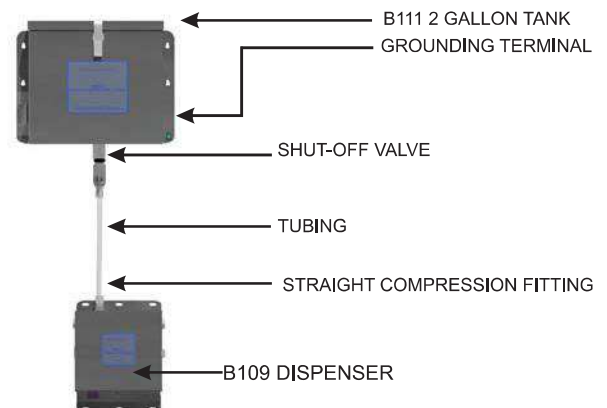


MOUNTING INSTRUCTIONS

1. The dispenser uses an infra-red transmitter and receiver to sense your hand. Make certain the dispenser is mounted at least 18 inches above any reflective surfaces (i.e. stainless steel and porcelain sinks). Failure to follow this will cause the sensor to false trigger.
2. Mount the dispenser on the wall. The dispenser weighs approximately 5.2 lbs. make certain it is anchored firmly to the wall.



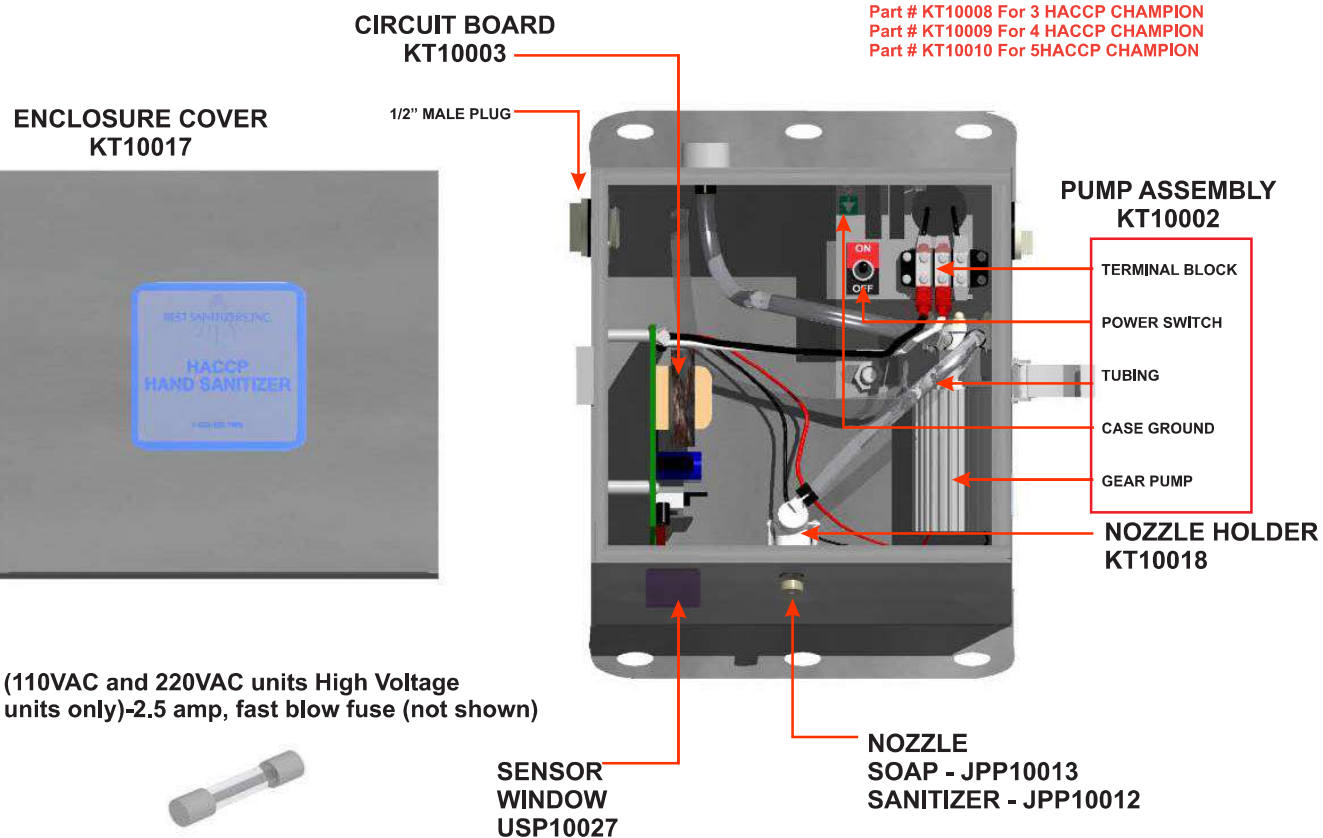
HACCP CHAMPION PARTS DIAGRAM



Compression Fitting Kit: Part # KT10006 For 1 HACCP CHAMPION



Part # KT10007 For 2 HACCP CHAMPION
Part # KT10008 For 3 HACCP CHAMPION
Part # KT10009 For 4 HACCP CHAMPION
Part # KT10010 For 5 HACCP CHAMPION



HACCP CHAMPION 3000

PRODUCT #AD10017 SANITIZER Dispenser
 PRODUCT #AD10018 SOAP Dispenser
 PRODUCT #AD10006 Champion Power Supply 110VAC to 14.5 VAC
 PRODUCT #AD10007 Champion Power Supply 220VAC to 14.5 VAC
 PRODUCT #AD10008 Champion Reservoir-SANITIZER
 PRODUCT #AD10009 Champion Reservoir-SOAP



nelsonjameson.com

800-826-8302