

# PROPER NEEDLE INSERTION INTO QUALITRU® SEPTUM



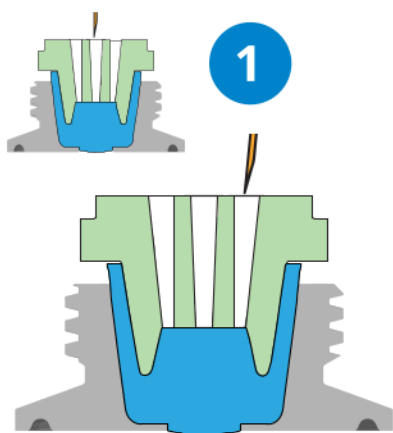
**PN: 110011**

TruStream7  
Septum

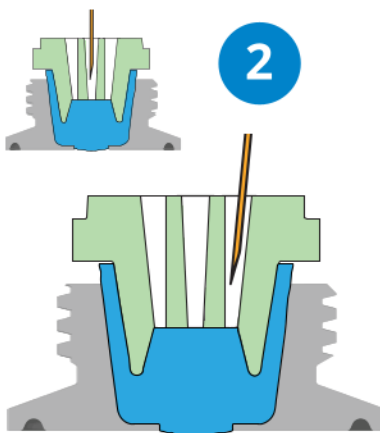


**PN: 110021**

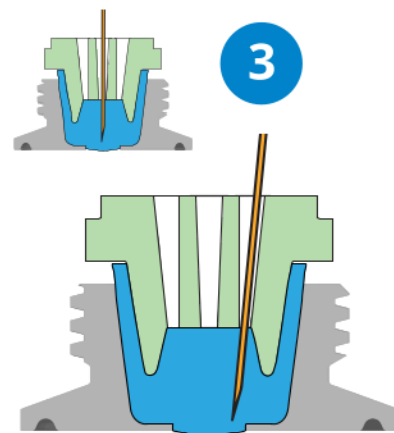
TruStream7  
Septum  
(High Temp)



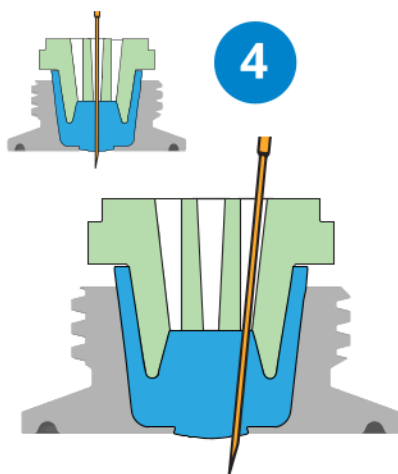
Line the hypodermic  
needle up with the  
channel you plan to use.



Face the bevel of the  
needle outward, or  
toward the outer ring.



Slowly push the  
hypodermic needle until  
you meet resistance.



Gently continue through  
the rubber until you can  
push no further.



Do not spin or twist on the  
way through, as you could  
core the rubber.

Distributed by:

**NELSON JAMESON**  
INC.  
800-826-8302 nelsonjameson.com



Needle Insertion  
Training Guide