

Peracetic Acid Test Kit

1 drop = 15 ppm / 10 mL

TK7500-Z

purple caps

KIT COMPONENTS:

SA7940-A	Sulfuric Acid 50%, 30 mL
PI7450-B	Potassium Iodide 50%, 60 mL
ST7010-B	Starch Indicator Sol. 1%, 60 mL
ST2910-B	Sodium Thiosulfate 0.1N / Peracetic DT, 60 mL
SY-2010-P	Syringe, 10 mL
VL-1005-V	Vial, 10-50 mL

INTERFERENCES: All oxidizers, including Chlorine, are positive interferences for this test. Other interferences include: pH over 8; Total Hardness over 1000 ppm; Sulfate over 1000 ppm; Total Alkalinity over 150 ppm; any concentration of Nitrite; Nitrate over 200 ppm; Silica Dioxide over 50 ppm; Copper over 10 ppm; any concentration of Ferrous Iron (Fe^{2+}); and Ferric Iron (Fe^{3+}) over 5 ppm.

SAFETY TIPS:



Wear
Gloves



Use Eye
Protection



Read
SDS

TESTING TIPS:



Collect
Accurate
Sample



Hold
Bottles
Vertically



Ensure
Proper
Lighting

ATTENTION: As necessary, calibrate this kit against a known standard made with plant / make-up water. Be sure to collect a representative sample.

Video Procedure




1 Rinse vial three times with sample to be tested. **Fill vial to 10 mL.**


Note: It is important that each reagent be added and then mixed well for at least 5 seconds before the addition of the subsequent reagent.

2 Add 10 drops of Sulfuric Acid 50% (SA7940) and swirl 5 seconds to mix.

3 Add 1 drop of Potassium Iodide (PI7450) and swirl 5 seconds to mix.




STEP 1



STEP 2


4 Add 5 drops of Starch Indicator (ST7010) and swirl 5 seconds to mix. The sample will turn blue-black.



STEP 4

5 Add Sodium Thiosulfate 0.1N / Peracetic DT (ST2910) one drop at a time while swirling. Count the number of drops until the sample color changes from blue-black to clear that persists for 10 seconds.

drops x 15 = ppm Peracetic Acid



STEP 5

Peracetic Acid Test Kit

1 drop = 5 ppm / 30 mL

TK7500-Z

purple caps

KIT COMPONENTS:

SA7940-A	Sulfuric Acid 50%, 30 mL
PI7450-B	Potassium Iodide 50%, 60 mL
ST7010-B	Starch Indicator Sol. 1%, 60 mL
ST2910-B	Sodium Thiosulfate 0.1N / Peracetic DT, 60 mL
SY-2010-P	Syringe, 10 mL
VL-1005-V	Vial, 10-50 mL

INTERFERENCES: All oxidizers, including Chlorine, are positive interferences for this test. Other interferences include: pH over 8; Total Hardness over 1000 ppm; Sulfate over 1000 ppm; Total Alkalinity over 150 ppm; any concentration of Nitrite; Nitrate over 200 ppm; Silica Dioxide over 50 ppm; Copper over 10 ppm; any concentration of Ferrous Iron (Fe^{2+}); and Ferric Iron (Fe^{3+}) over 5 ppm.

SAFETY TIPS:



Wear
Gloves



Use Eye
Protection



Read
SDS

TESTING TIPS:



Collect
Accurate
Sample



Hold
Bottles
Vertically



Ensure
Proper
Lighting

ATTENTION: As necessary, calibrate this kit against a known standard made with plant / make-up water. Be sure to collect a representative sample.

Video Procedure




1 Rinse vial three times with sample to be tested. **Fill vial to 30 mL.**


Note: It is important that each reagent be added and then mixed well for at least 5 seconds before the addition of the subsequent reagent.

2 Add 10 drops of Sulfuric Acid 50% (SA7940) and swirl 5 seconds to mix.

3 Add 1 drop of Potassium Iodide (PI7450) and swirl 5 seconds to mix.




STEP 1



STEP 2


4 Add 5 drops of Starch Indicator (ST7010) and swirl 5 seconds to mix. The sample will turn blue-black.



STEP 4

5 Add Sodium Thiosulfate 0.1N / Peracetic DT (ST2910) one drop at a time while swirling. Count the number of drops until the sample color changes from blue-black to clear that persists for 10 seconds.

drops x 5 = ppm Peracetic Acid



STEP 5